

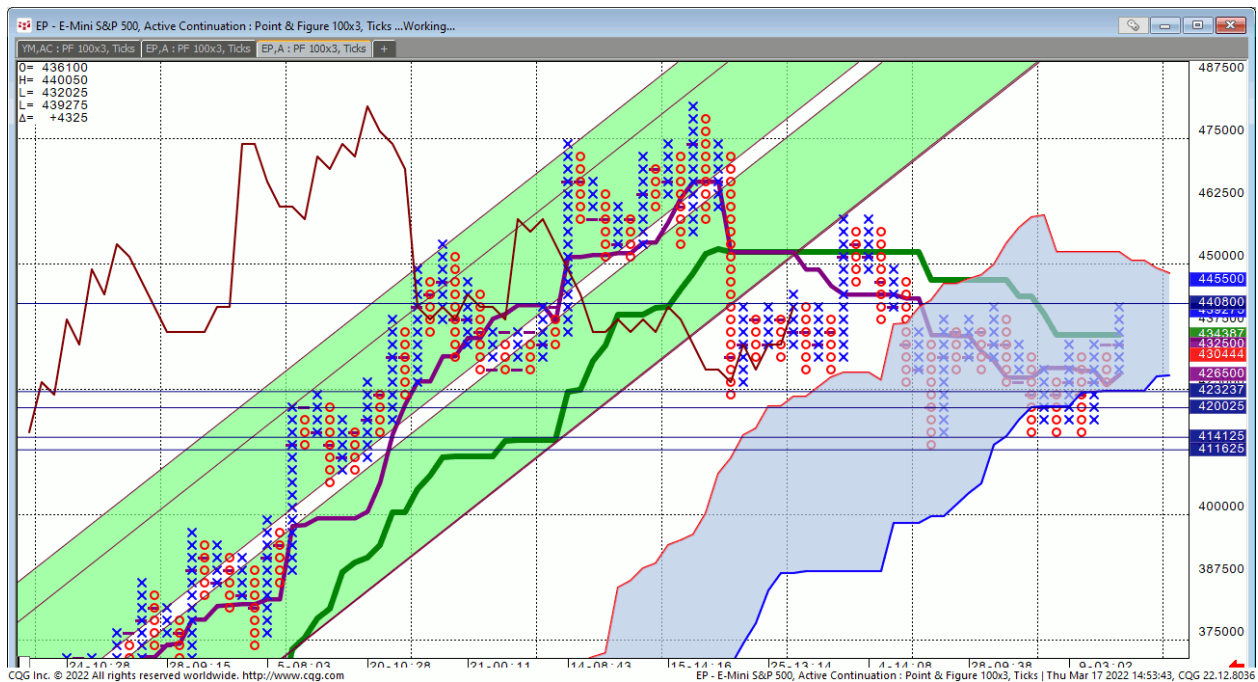


Daily Market Intelligence

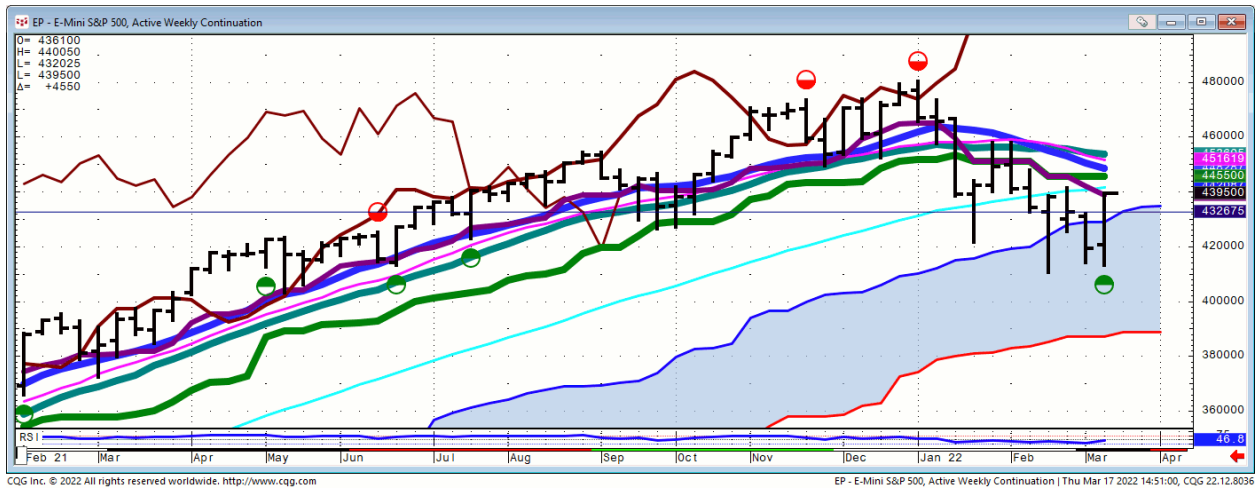
**Models are Bearish Indices
Will be neutral next week**

Stocks...

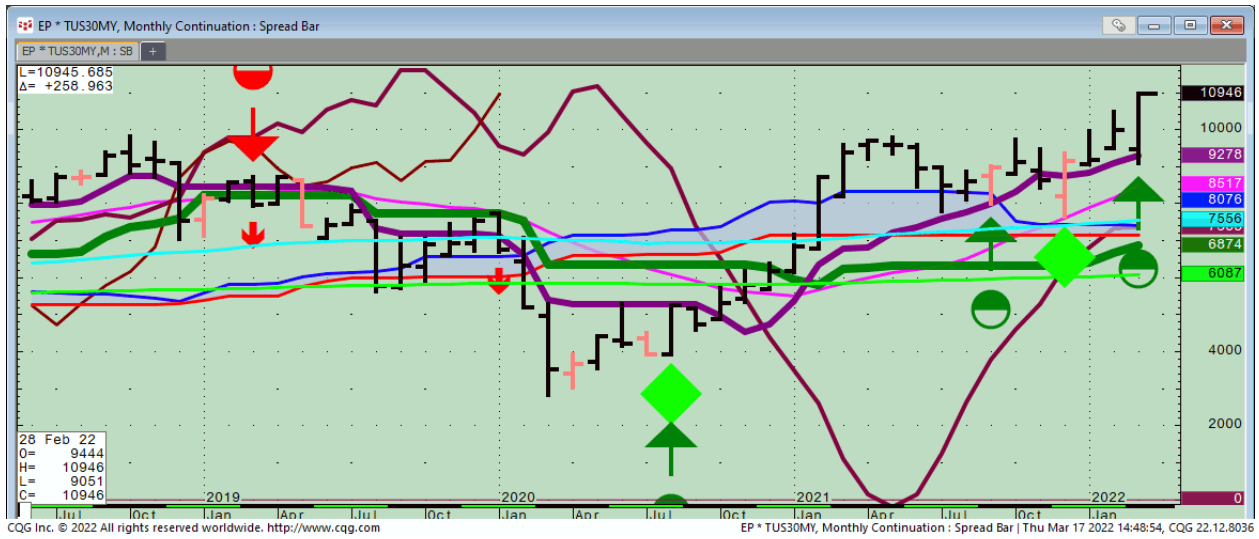
Spoo 100X3...this will take a print close to 4360 to break out



Spo...Weekly



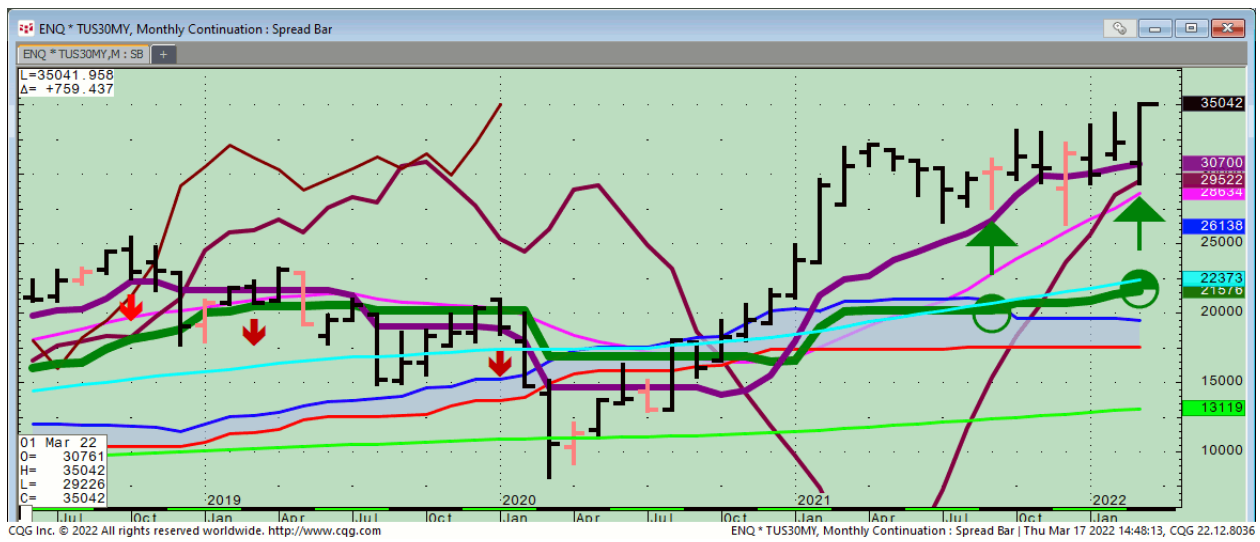
Spoo*30 Yr. Yield... Monthly



Nasd/Bond...200 DMA matched up with the Matrix level



Nasd*30Yr. Yield...Monthly



Bond...

FX...

Commodities...

General Comments or Valuable Insight

Commodity Currencies tipped off today's risk rally.

Tonight, is Full Moon Trading into quad witch.

**Names with potential weekly ORHs', NFLX, SHOP,
ADSK, FB, SQ, IWM, RBLX, GOOGL, KNDI, DRIV, WKHS,
IPWR**

GDXJ & GDX potential qtrly ORH

Spo...4226.75 is the weekly hold #

We Trade to Make Money

We don't trade to be right

It is distance traveled not time in the trade!!!!!!!!!!

Judd's room is open.

Invites are sent before NYSE Opens.

**I've started screen sharing just after 7 A.M.
CDT. I start speaking @ 8:20.**

**Please check your spam folder or your Google
calendar if you don't see an invite.**

**Not there? Just let me know in the A.M. to get one
when the room opens.**

W begin answering questions around 8:20 CDT.

**I will review any instrument available on my
platform and tell you what if anything I see**

<http://www.whitewavetradingstrategies.com/glossary/>

WhiteWave Trading Strategies

Independent Research from the Pro's Pro

Chart Lines....Ichimoku

Green Bright...200 DMA **Aqua** 50 DMA **Blue Green** 21 DMA **Fuchsia** 18 DMA **Yellow** 10 SMA

These are simple moving averages. When you roll a chart to weekly or monthly the averages are simple weekly or monthly mvg averages.

The **reddish purple** is an embedded Imoku line which acts as momentum.

The **leaf green** is an embedded Imoku line which calculates 50% retraces.

Brown line is where the Macd with histogram crosses. The line shows the visual on every time frame so you don't have to guess looking at the price of the cross in a line study.

