

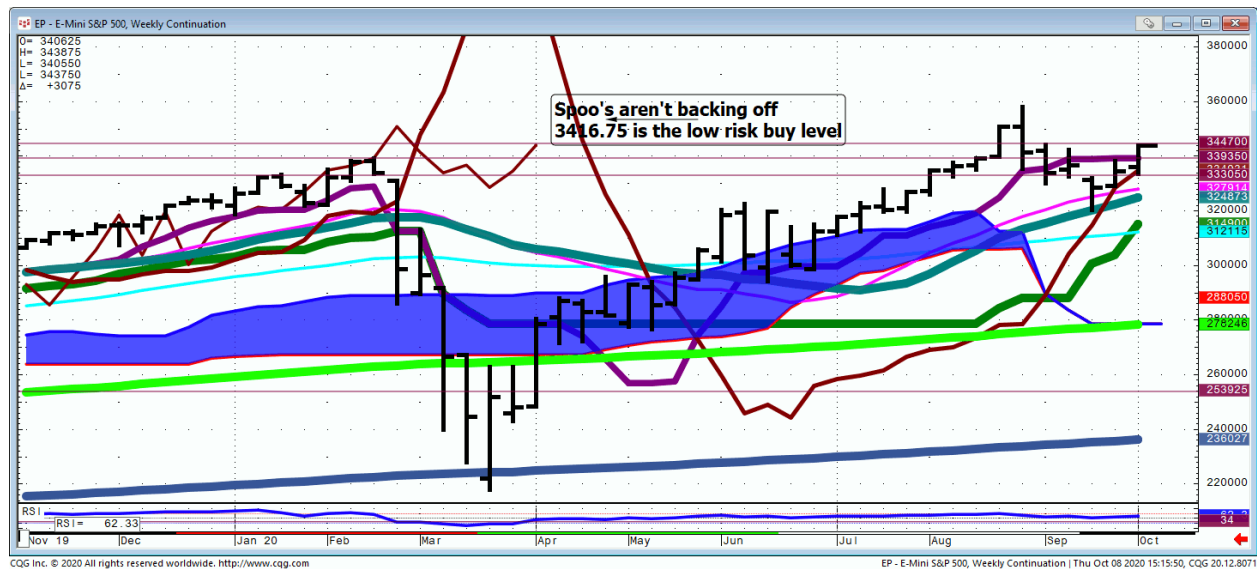


Daily Market Intelligence

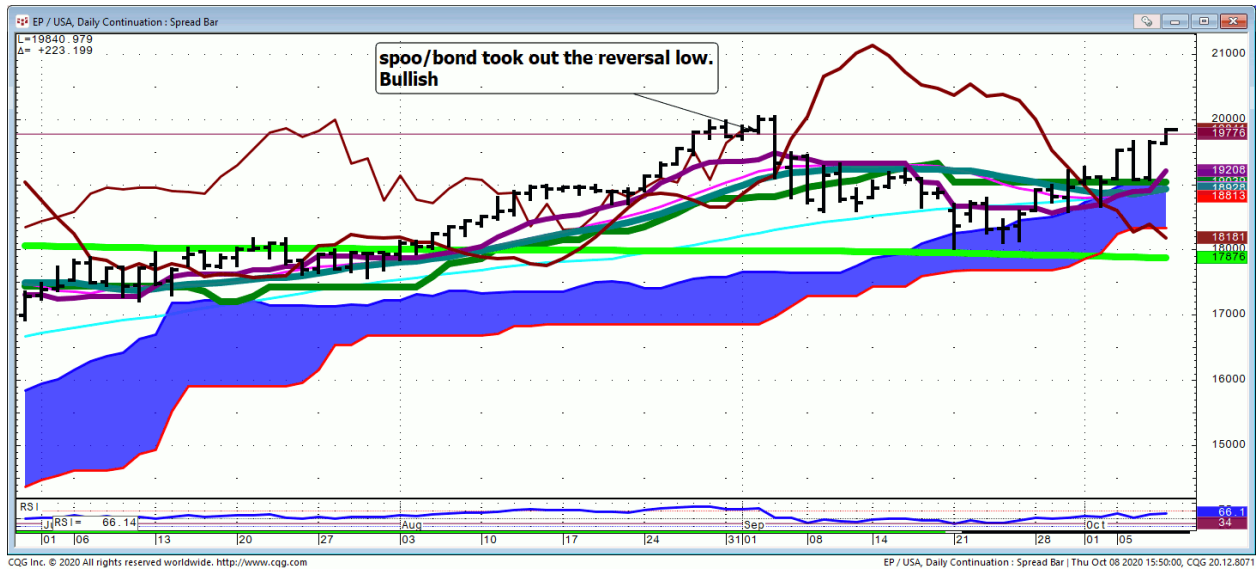
Models are Neutral

Stock...

Spoo...



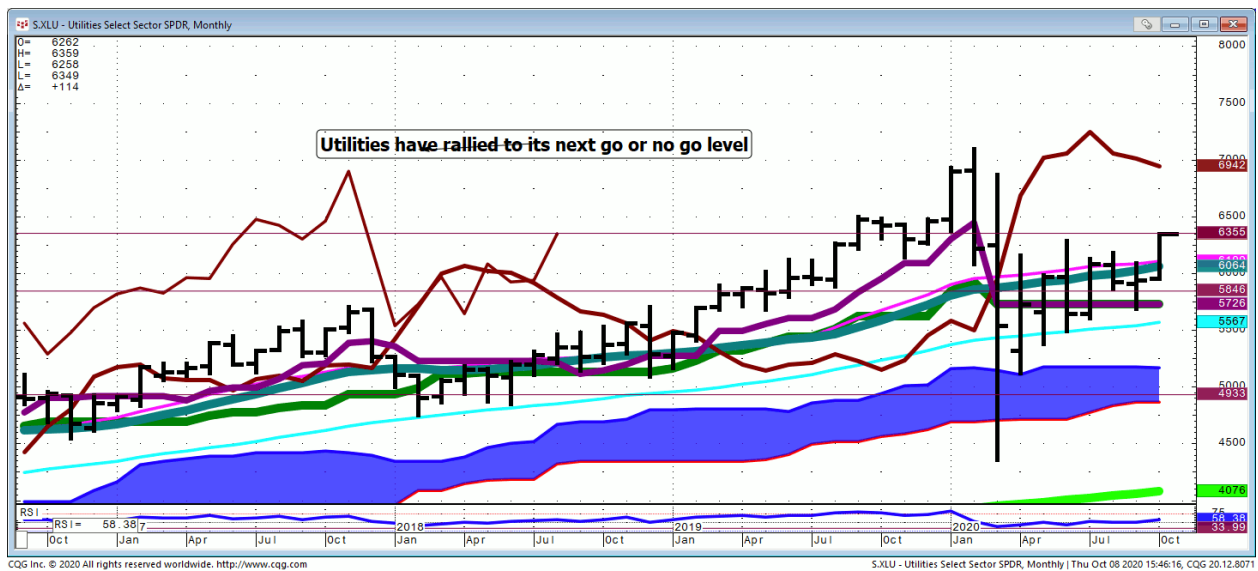
Spoo/Bond... Daily



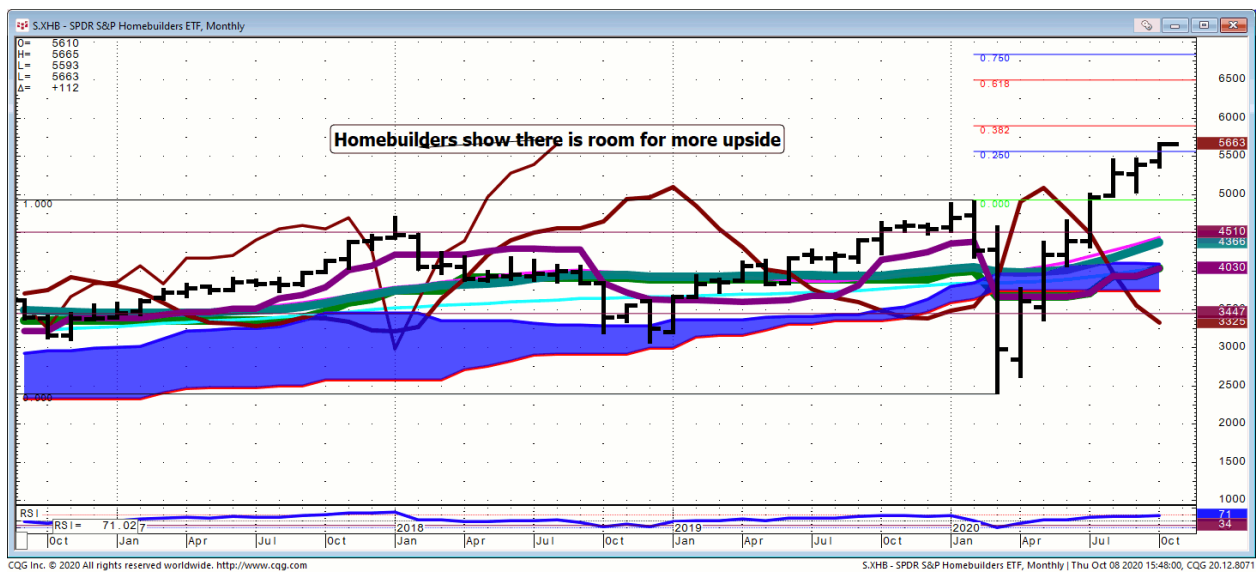
Nasd 100...Weekly



XLU...Monthly



XHB...

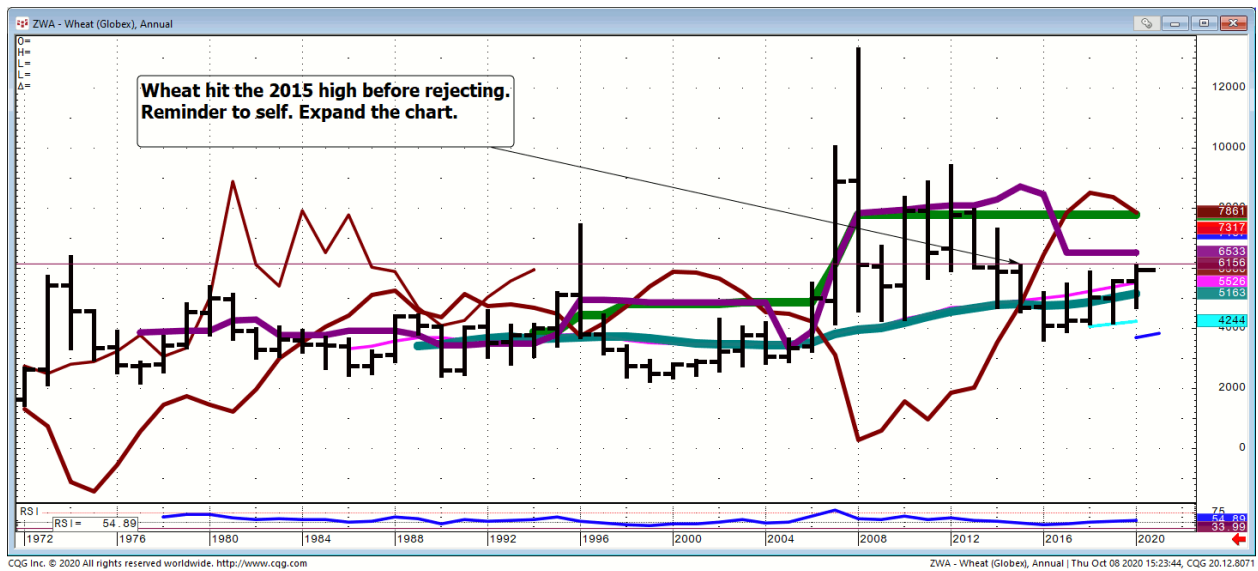


Bond...

FX...

Commodities...

Wheat...



General Comments or Valuable Insight

**Spoo tried a couple of times to back and fill.
Now it's a melt-up despite the noise from both houses.**

This podcast with Yra & Faber is incredible! Time to open a cool one and listen to it again.

<https://youtu.be/rGTojz-exY4>

I was reading a farm to table article concerning Europe this A.M., which spoke to possible distribution problems leading to price inflation.

Angelo and I were kicking around a thought. All those now empty mega malls that Amazon is looking at for mini-distribution centers are light, airy and have plenty of water.

Would organic farming work?

**We Trade to Make Money
We don't trade to be right**

Judd's room is open.

Invites are sent before NYSE Opens.

I've started screen sharing just after 7 A.M. CDT. I start speaking @ 8:20.

Please check your spam folder or your Google calendar if you don't see an invite.

Not there? Just let me know in the A.M. to get one when the room opens.

We begin answering questions around 8:20 CDT.

I will review any instrument available on my platform and tell you what if anything I see

<http://www.whitewavetradingstrategies.com/glossary/>

WhiteWave Trading Strategies

Independent Research from the Pro's Pro

Chart Lines....Ichimoku

Green Bright...200 DMA **Aqua** 50 DMA **Blue Green** 21 DMA **Fuchsia** 18 DMA **Yellow** 10 SMA

These are simple moving averages. When you roll a chart to weekly or monthly the averages are simple weekly or monthly mvg averages.

The **reddish purple** is an embedded Imoku line which acts as momentum.

The **leaf green** is an embedded Imoku line which calculates 50% retraces.

Brown line is where the Macd with histogram crosses. The line shows the visual on every time frame so you don't have to guess looking at the price of the cross in a line study.

