



## Daily Market Intelligence

**Neutral DJI**

**Neutral Spoo's**

**Neutral Nasd 100**

**Neutral Nikkei**

**Neutral DAX**

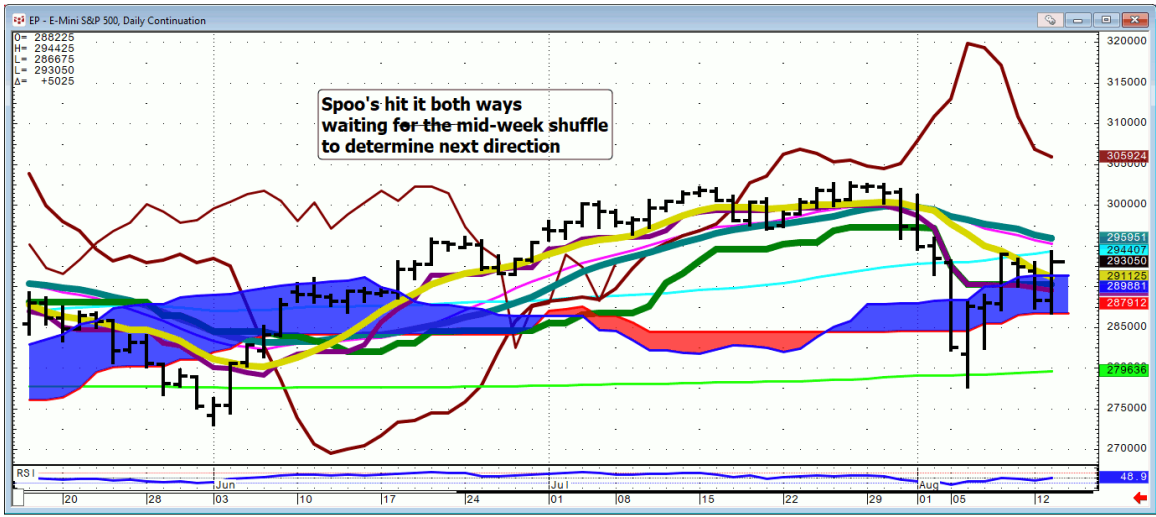
**Bullish U.S. Bond Market**

**Risk Spreads are Neutral Nasd & Spoo**

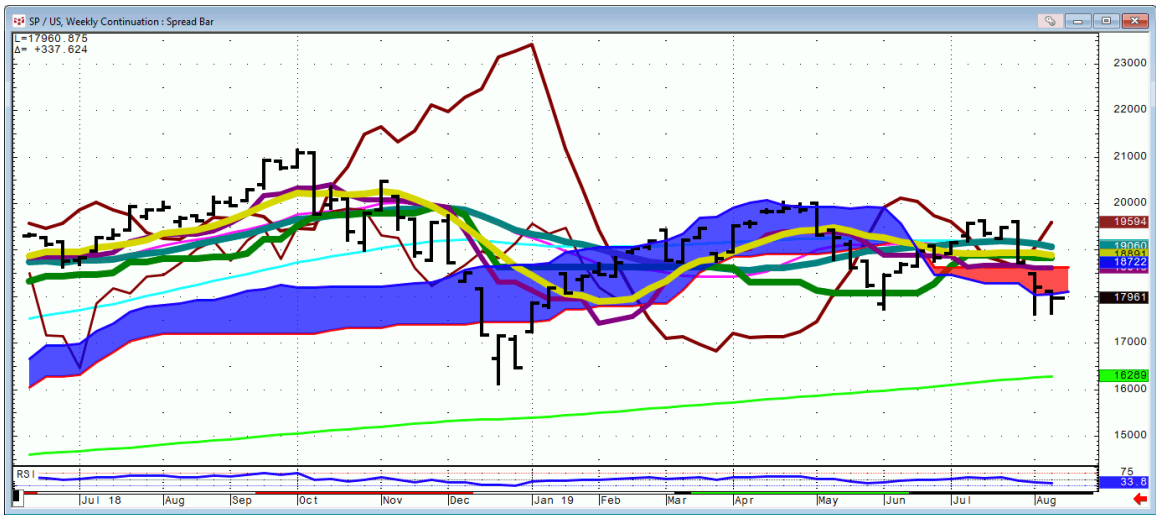
**Risk Spreads are Neutral DJI & Russell**

Stock...

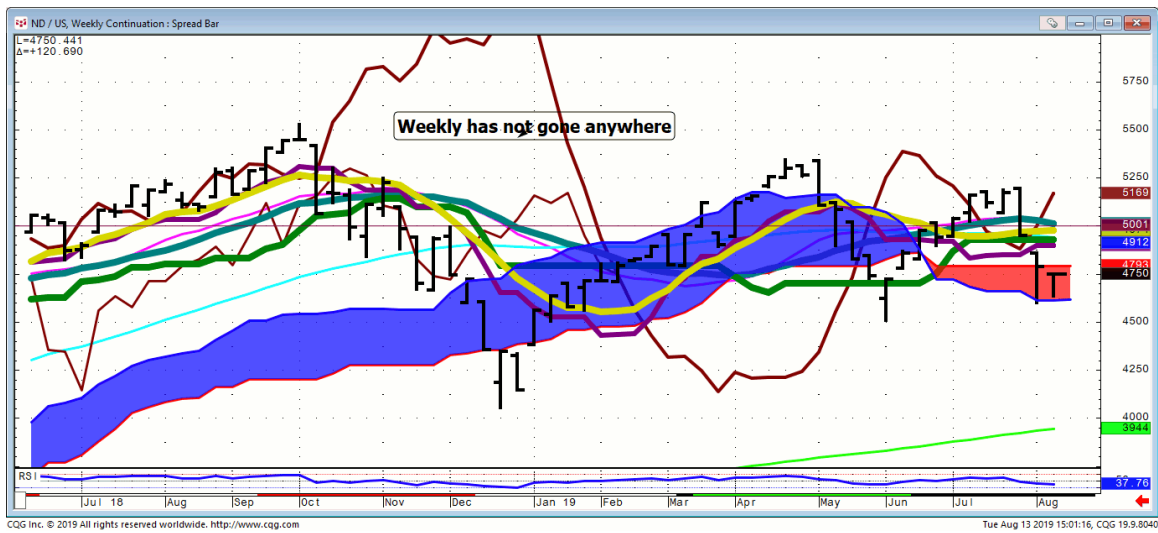
Spoos...



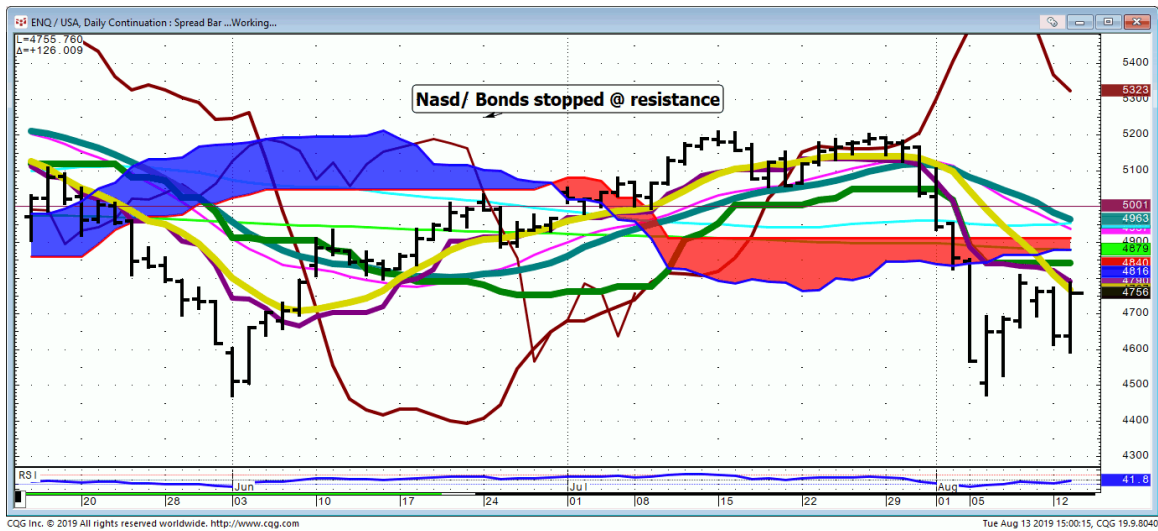
# Spoo/Bond Pit...Weekly



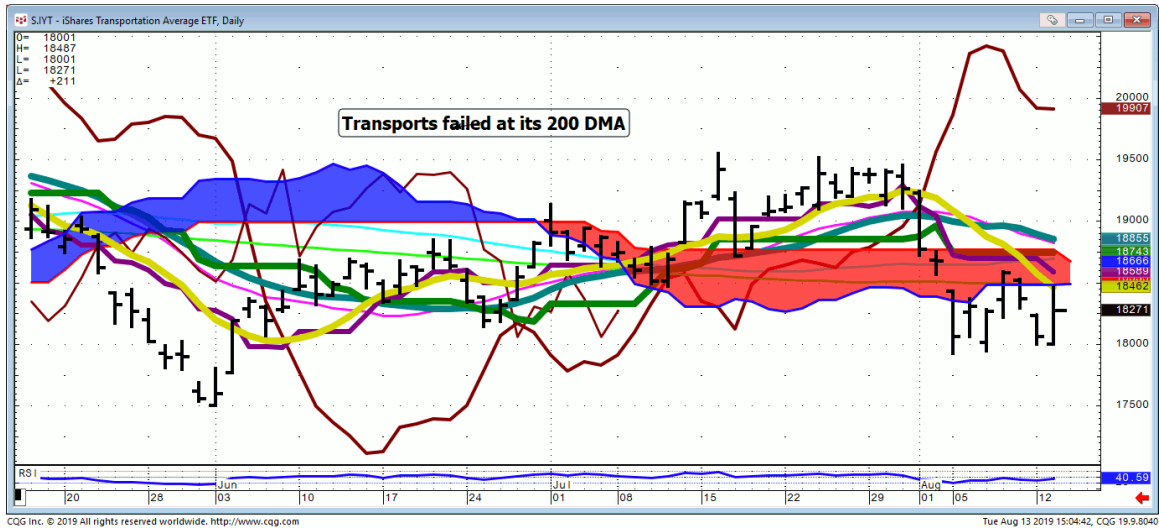
# Nasd 100/Bond Pit...Weekly



# Nasd 100/Bond Globex



IYT...



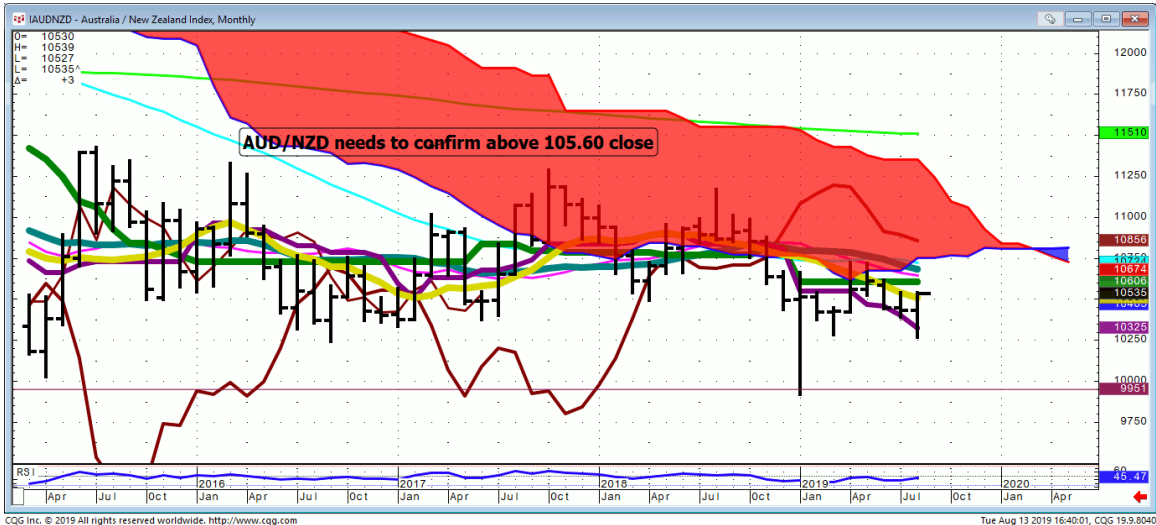
***Bonds...***

FX

# CNY/JPY

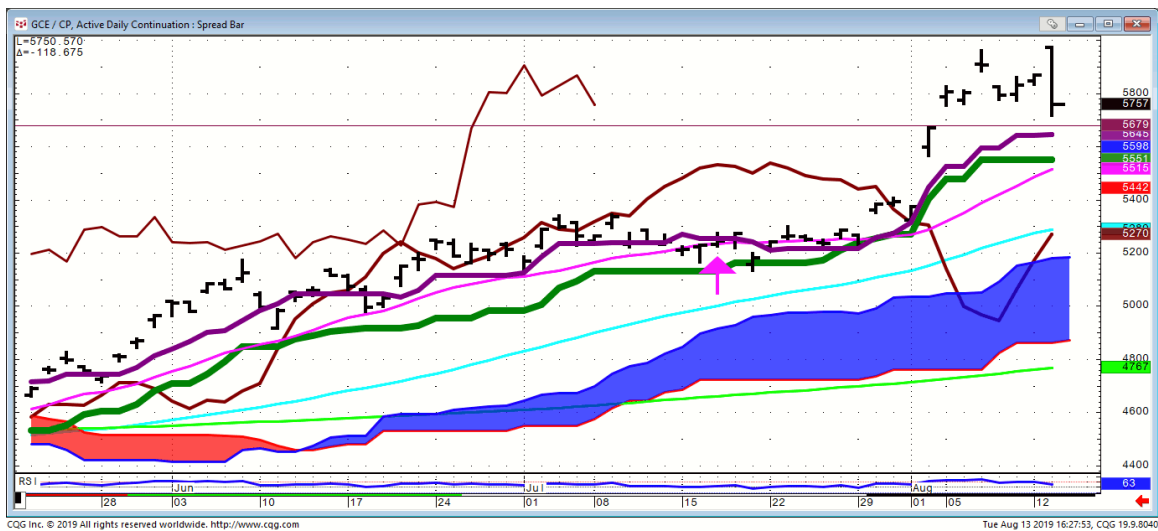


# AUD/NZD...

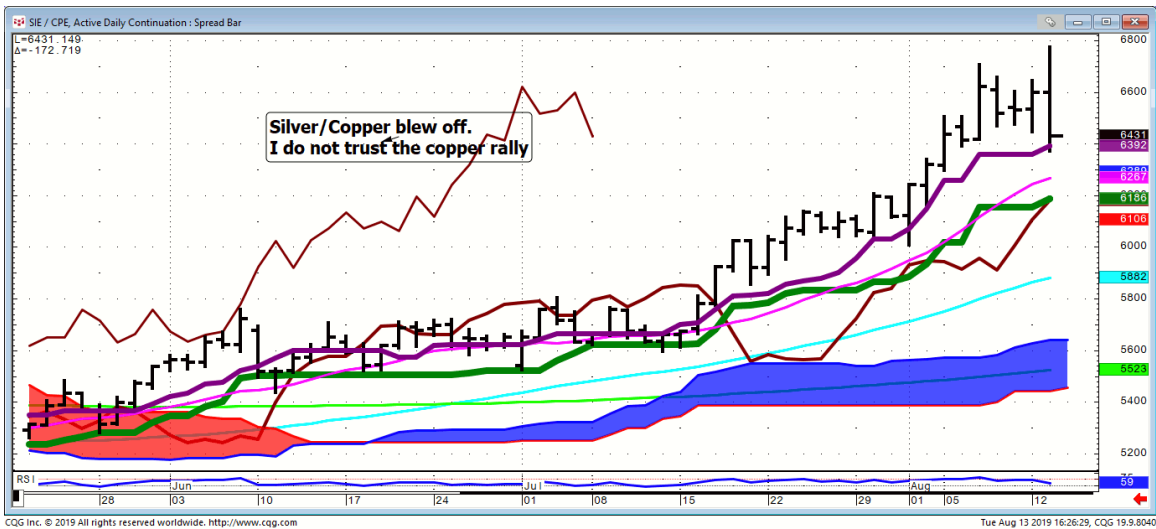


## Commodities

**Gold/Copper...**worth keeping on your radar for a gap fill.  
Should help with the next Gold low.



# Silver/Copper



**General Comments or Valuable Insight**

**Waiting for tomorrow in Thursday morning.**

**Full Moon Trading on a mid-week shuffle with the Tweeter in Chief keeping volatility up.**

**Traders paradise.**

**Yra, newly appointed CME governor, came in for another great conversation.**

<https://zoom.us/recording/share/NklnU6GciMbjOB1SvrWN1mAWJu684h0bg078KG23pVGwlumekTziMw>

**Sold all Long Metals exposure**

**Judd's room is open.  
Invites are sent before NYSE Opens.**

**I've started screen sharing just after 7 A.M.  
CDT. I start speaking @ 8:20.**

**Please check your spam folder or your Google  
calendar if you don't see an invite.**

**Not there? Just let me know in the A.M. to get  
one when the room opens.**

**We begin answering questions around 8:20  
CDT.**

**I will review any instrument available on my  
platform and tell you what if anything I see**

<http://www.whitewavetradingstrategies.com/glossary/>

**WhiteWave Trading Strategies  
Independent Research from the Pro's Pro**

**We Trade to Make Money  
www.whitewavetradingstrategies.com.  
info@whitewavetradingstrategies.com**

**Skype: juddhirsch  
Twitter: whitewavetrader  
312-543-4070**

## Chart Lines....Ichimoku

**Green Bright**...200 DMA **Aqua** 50 DMA **Blue Green** 21 DMA **Fuchsia** 18 DMA **Yellow** 10 SMA

These are simple moving averages. When you roll a chart to weekly or monthly the averages are simple weekly or monthly mvg averages.

The **reddish purple** is an embedded Imoku line which acts as momentum.

The **leaf green** is an embedded Imoku line which calculates 50% retraces.

**Brown line** is where the Macd with histogram crosses. The line shows the visual on every time frame so you don't have to guess looking at the price of the cross in a line study.

