



Daily Market Intelligence

Neutral DJI

Neutral Spu's

Neutral Nasd 100

Neutral Nikkei

Neutral DAX

Neutral U.S. Bond Market

Risk Spreads are Neutral Nasd, Spu & DJI

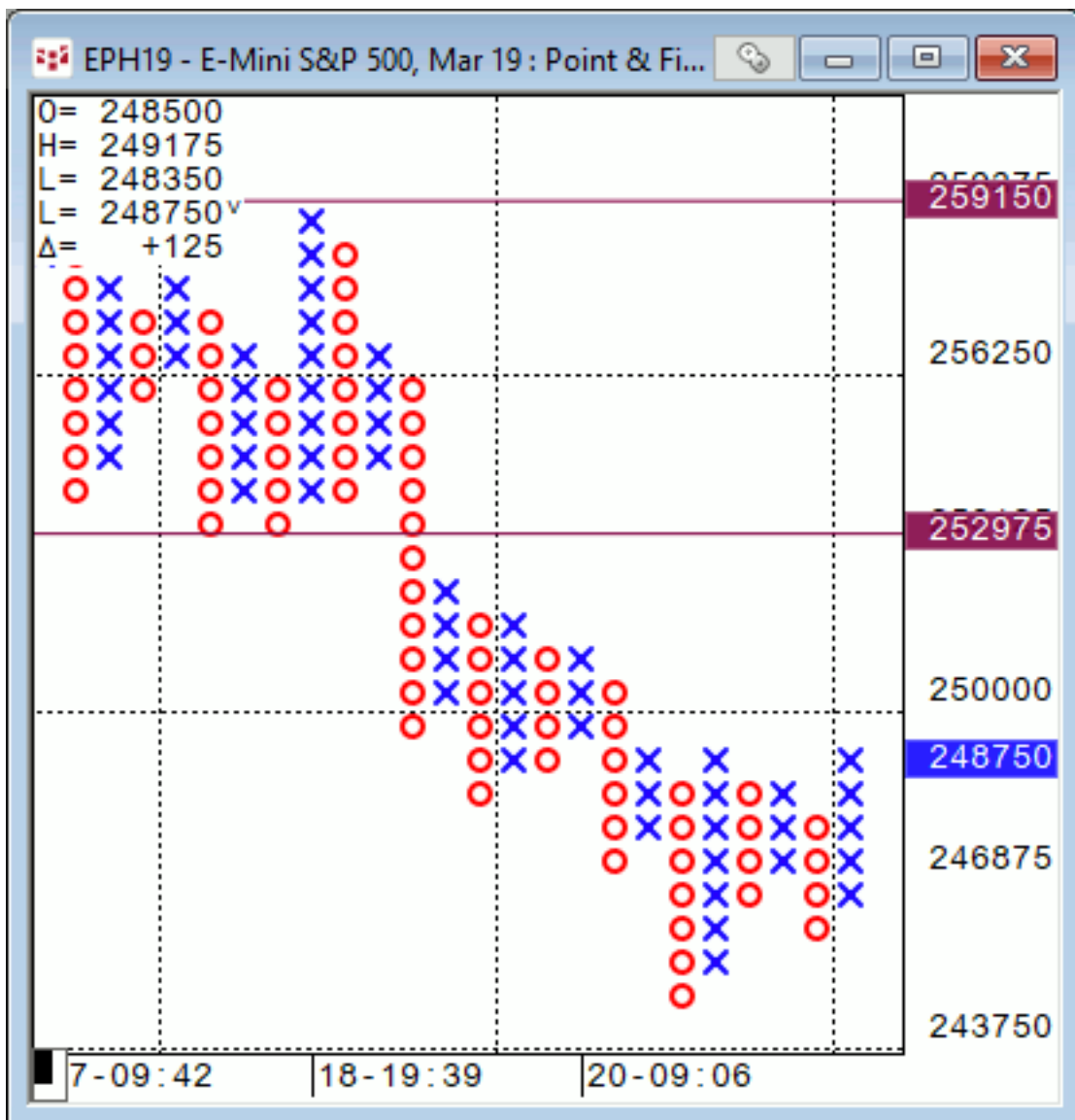
**Presently not in the camp of seeing new Index highs
this year or anytime soon.**

Indices are close to giving a longer-term sell signal.

Opportunistic trading only!

Stocks

Spu...25X3..this rolls over below 2461



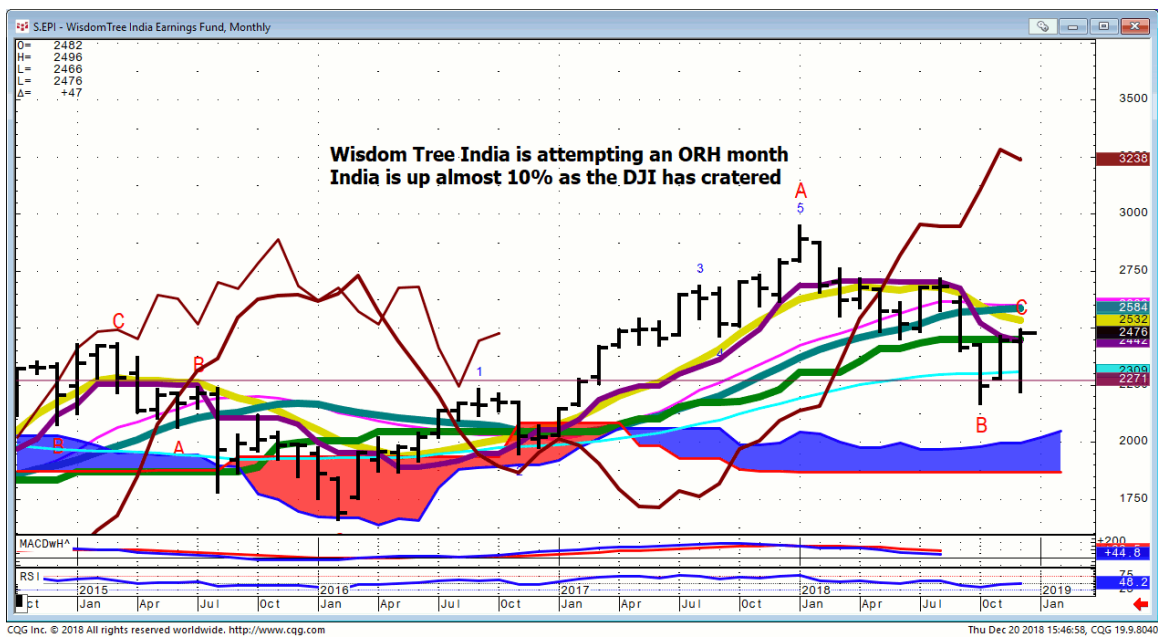
Spu...



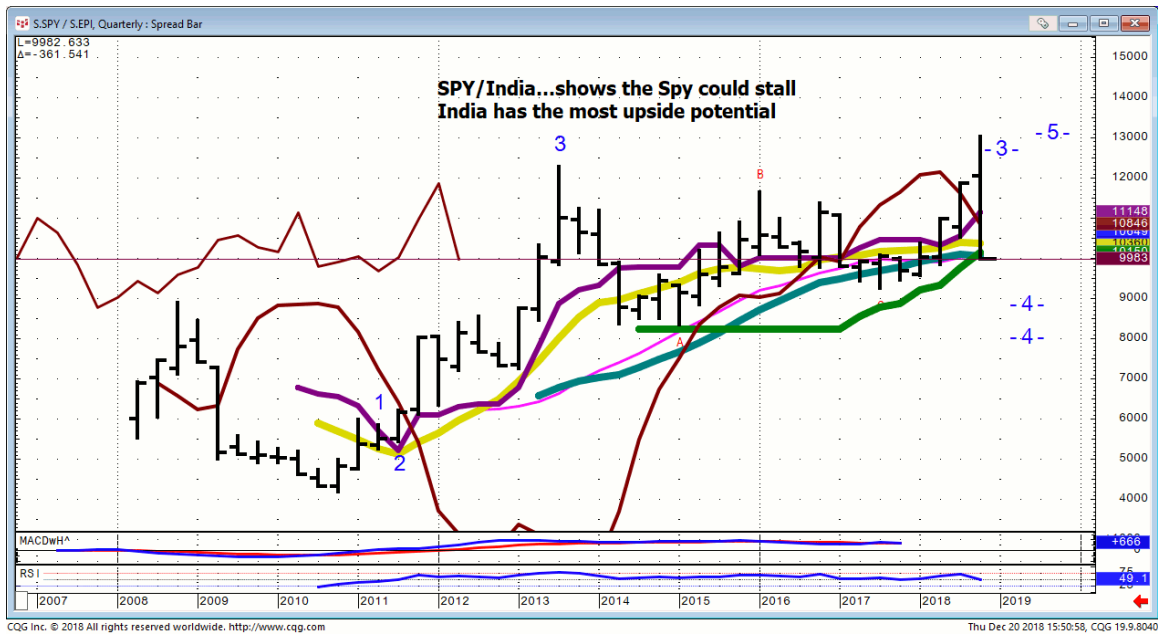
Spu/Bonds..Pit



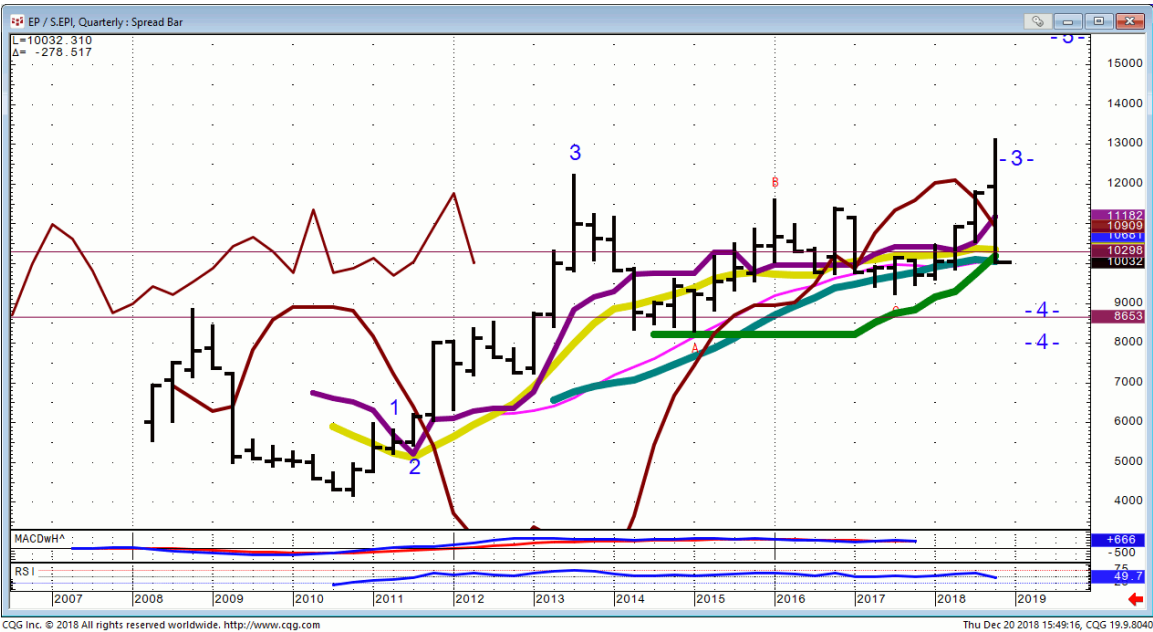
EPI...India



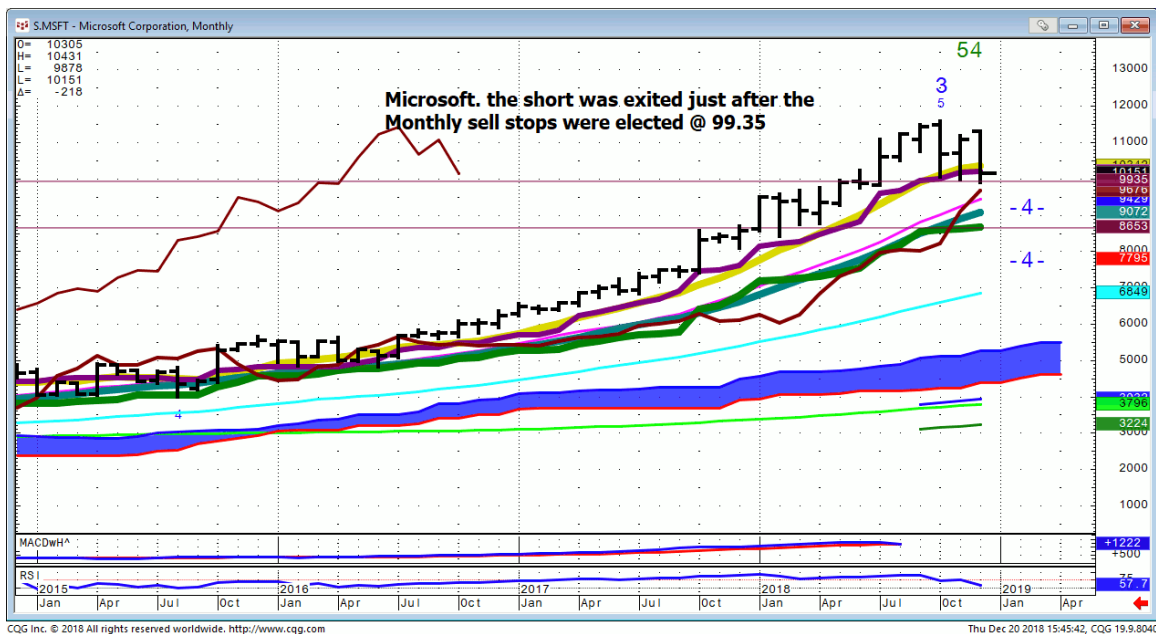
SPY/EPI....Long U.S./Short India qtrly



Spu/EPI...S&P Futures/India qtrly



MSFT...covered the shorts on the way back up after the stops were run



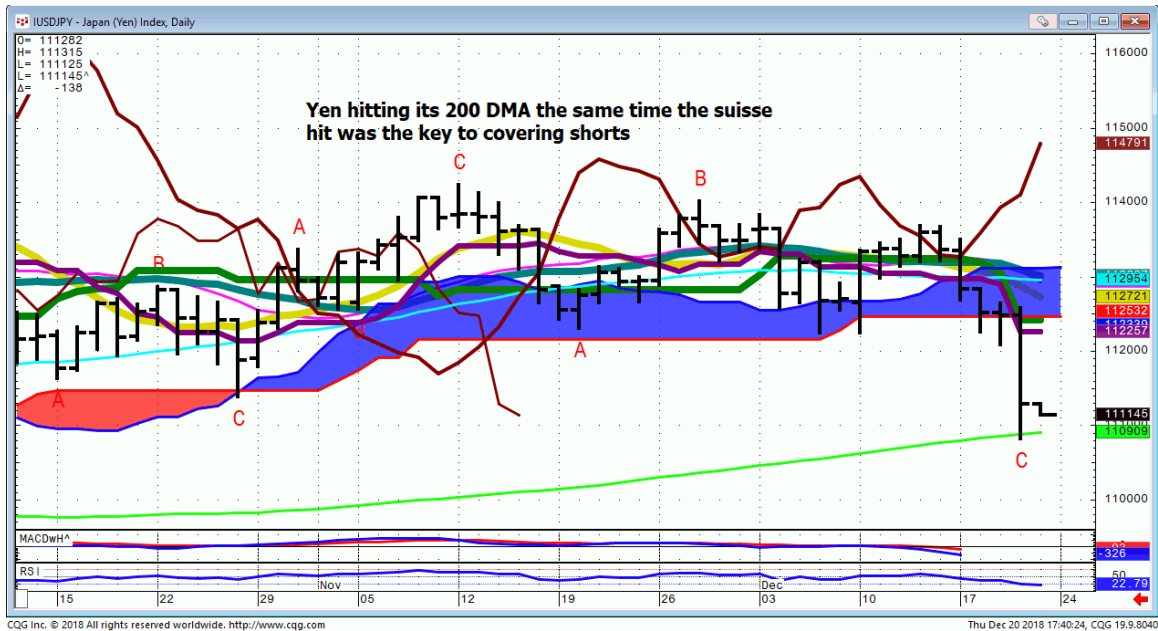
Bonds

30 Yr. Bond



FX

USD/JPY...Daily



Commodities

General Comments or Valuable Insight

Tomorrow is Quad witching, the Winter Solstice and Gann day followed Saturday with a Full Moon.

U.S. Indices are oversold; hence I'm looking for some sort of a weak pressure relief bounce.

I have no Index position and as I write this the Indices are offered.

With the ranges we've been having you only have to get on it once or twice during the day to be happy.

The TLT high coupled with the Yen & Suisse @ their 200 DMA's had my radar up for a screw job in the Indices.

The trend is clearly down in the U.S. while India has rallied almost 10 % to its 200 DMA.

I'm eyeballing India for a long. Just waiting for a clear breakout.

Room Trades...

These trades were done when London was in.

Short MSFT @ 102.41

Bought MSFT @ 99.70

Sold TLT @ 120.84

Bought TLT @ 120.80

I got impatient with the TLT trade as I watched the Indices do a couple of 20 Point swings.

Have a plan and trade the instruments on their own merits.

I was an impatient hamstah/ or gerbel!

**Judd's room is open.
Invites are sent before NYSE Opens.**

Please check your spam folder or your Google calendar if you don't see an invite.

Not there? Just let me know in the A.M. to get one when the room opens.

We begin answering questions around 8:20 CDT.

I will review any instrument available on my platform and tell you what if anything I see

<http://www.whitewavetradingstrategies.com/glossary/>

**WhiteWave Trading Strategies
Independent Research from the Pro's Pro**

**We Trade to Make Money
www.whitewavetradingstrategies.com.
info@whitewavetradingstrategies.com**

**Skype: juddhirsch
Twitter: whitewavetrader
312-543-4070**

Chart Lines....Ichimoku

Green Bright...200 DMA **Aqua** 50 DMA **Blue Green** 21 DMA **Fuchsia** 18 DMA **Yellow** 10 SMA

These are simple moving averages. When you roll a chart to weekly or monthly the averages are simple weekly or monthly mvg averages.

The **reddish purple** is an embedded Imoku line which acts as momentum.

The **leaf green** is an embedded Imoku line which calculates 50% retraces.

Brown line is where the Macd with histogram crosses. The line shows the visual on every time frame so you don't have to guess looking at the price of the cross in a line study.

