



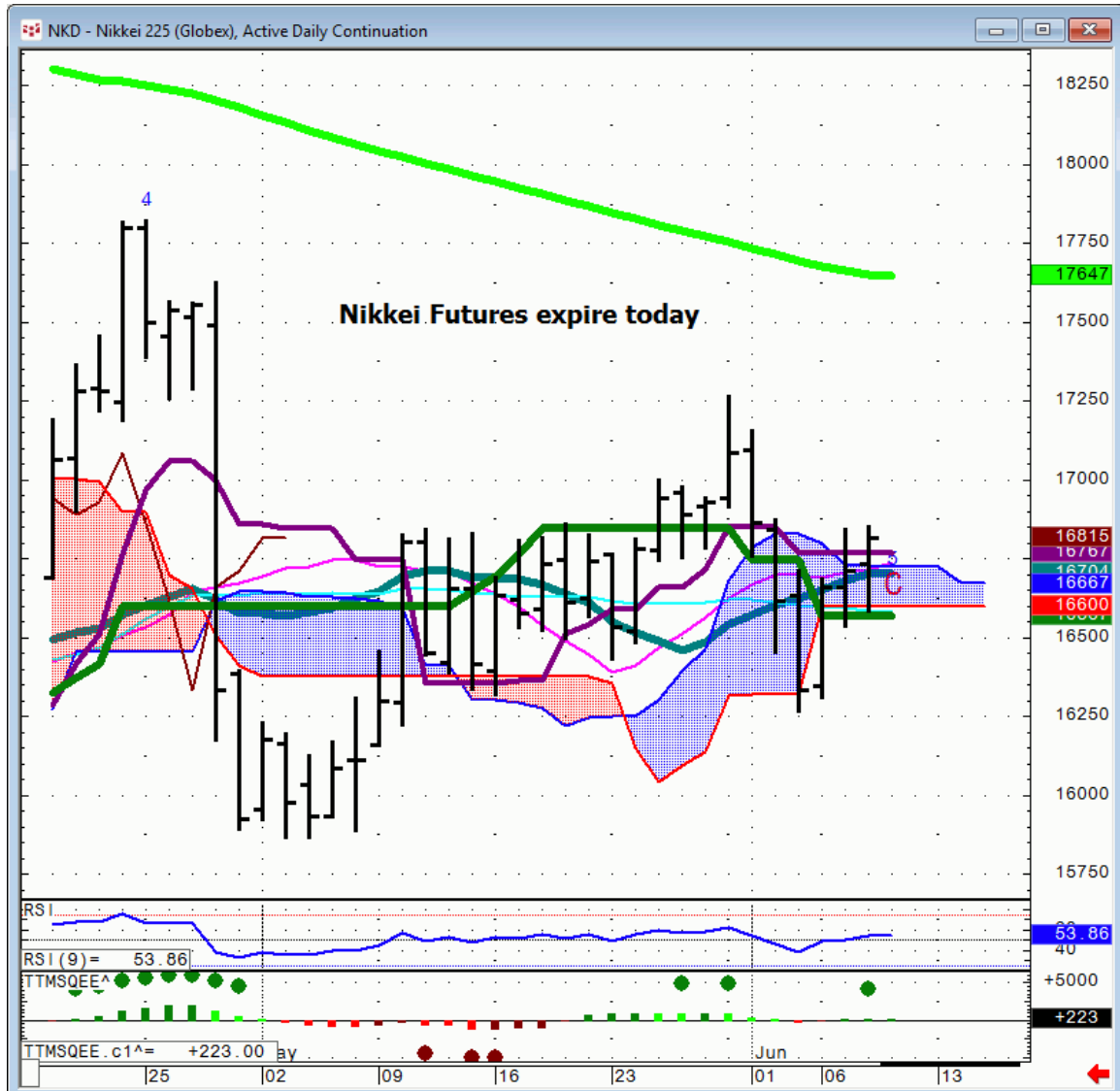
Daily Market Intelligence

A.M. LOOK

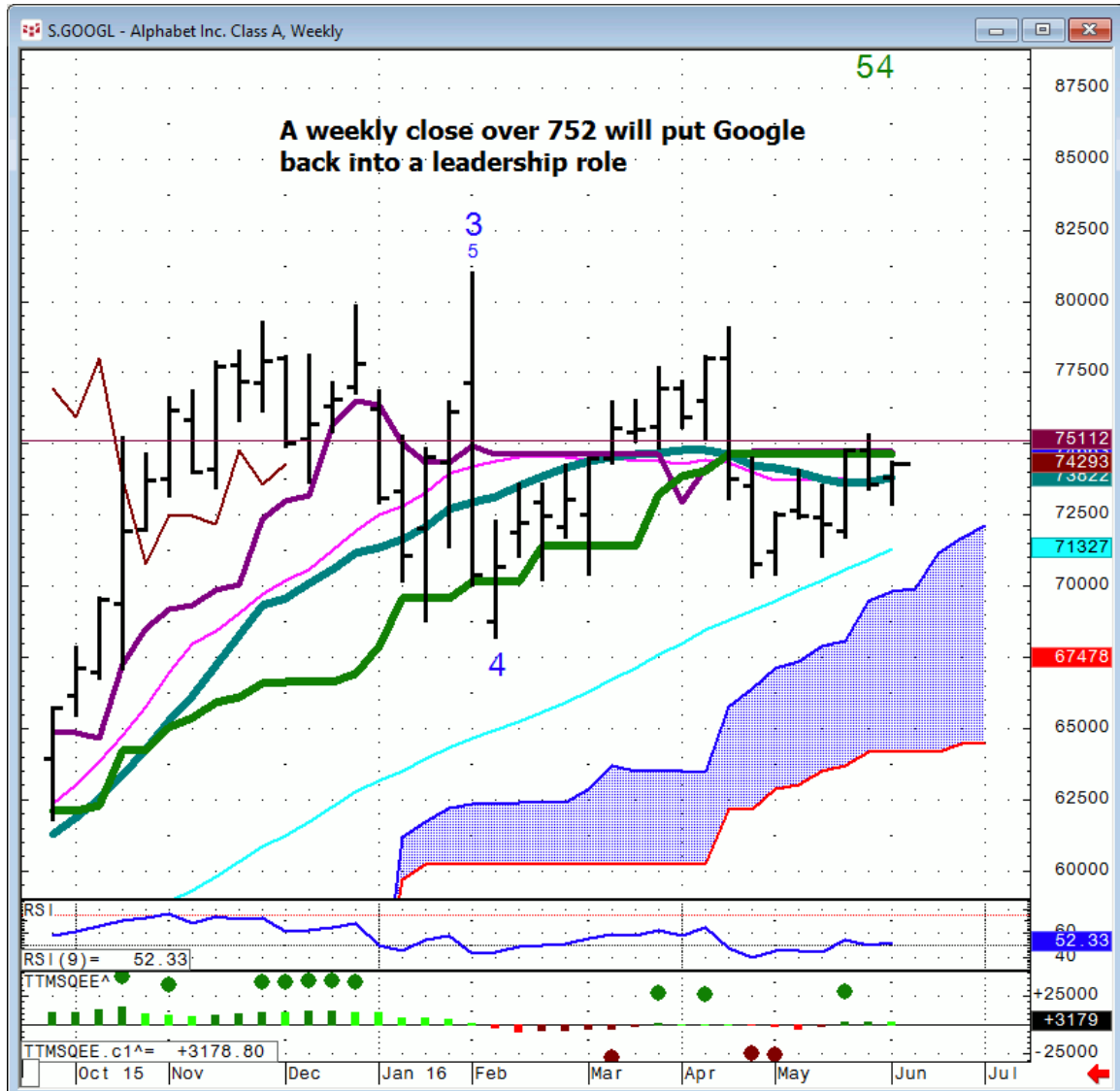
Stocks

| Futures | S1 | Qtrly Pivot | R1 | |
|----------------|-----------|--------------------|-----------|--------|
| Spu | 1965 | 2039 | 2090 | 2123 |
| Nasd | | | | |
| 100 | 4265 | 4402 | 4475 | 4575 |
| DAX | 9340 | 10,000 | 10,650 | |
| Nikkei | 14,855 | 16,835 | 17,200 | 18,200 |

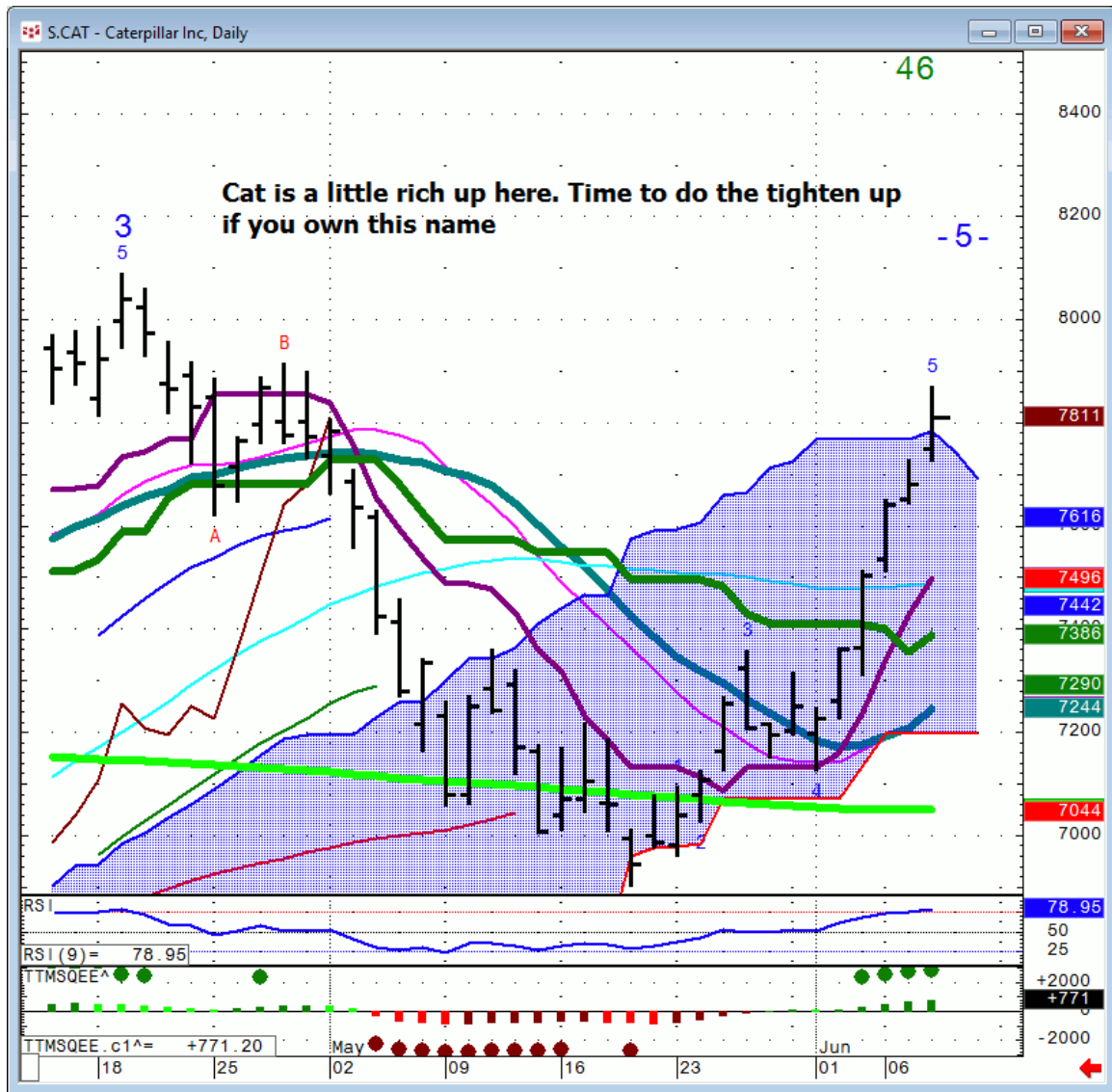
Nikkei..



GOOGL...



CAT...



DE...



Bonds

| Futures | S1 | Qtrly Pivot | R1 | |
|----------------|-----------|--------------------|-----------|-----|
| 30 Yr. | 159.3 | 163 | 166.04 | 170 |
| Bund | 159.07 | 163.4 | 165.2 | |

Bunds...165.25-40 is resistance zone and the closing upside pivot for Sept contract.

If the equity indices can give a little back and fill you could see the level in short order.

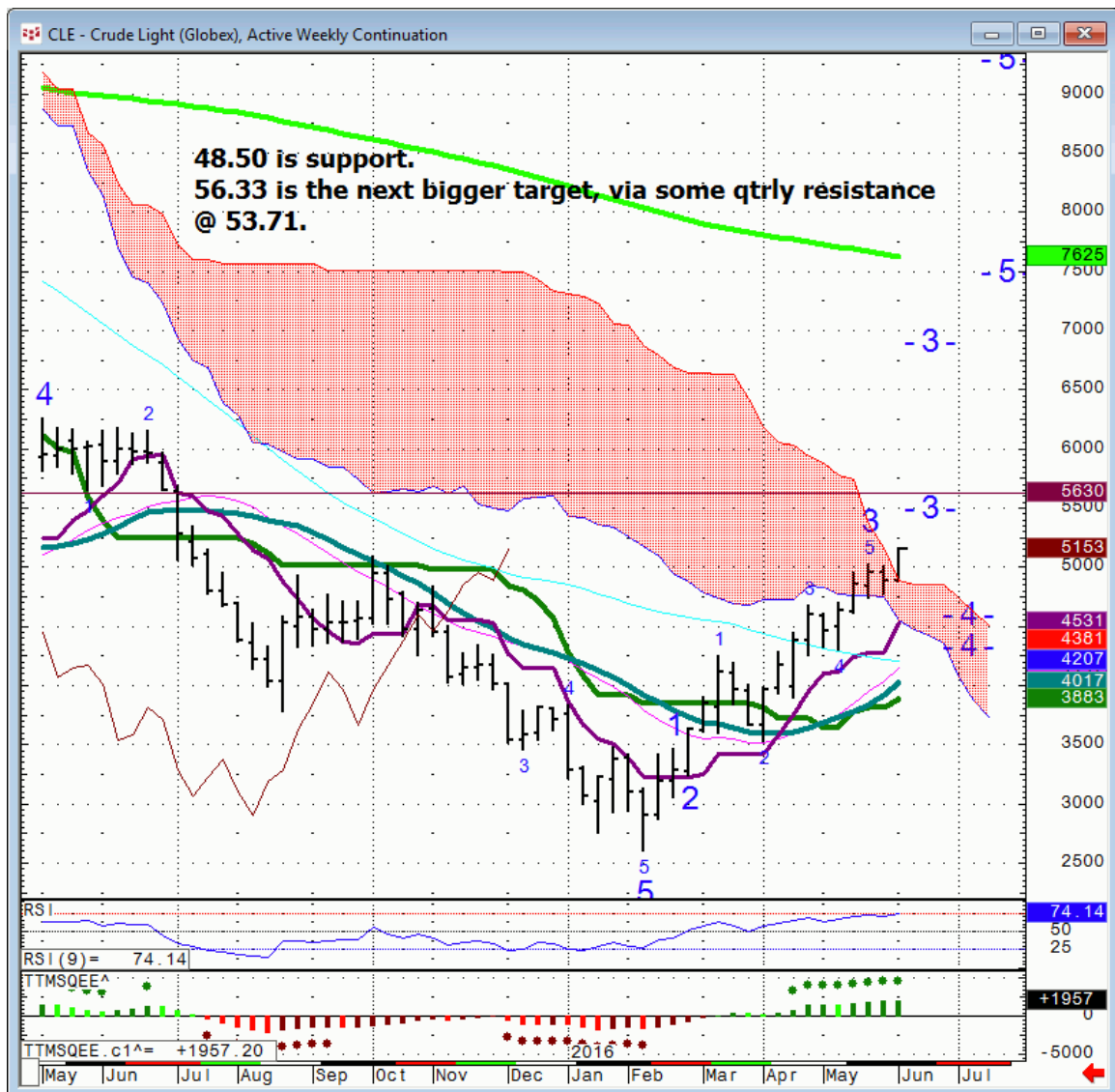
FX

| FX | S1 | Qtrly Pivot | R1 | | |
|----------------|-----------|--------------------|-----------|--------|--------|
| Euro | 108.25 | 111 | | 124.23 | |
| GBP/USD | | 145.4 | 148.2 | | |
| AUD/USD | 72.6 | 75 | 76.78 | 77.7 | 82.1 |
| NZD/USD | | 67 | 69.30-50 | 73.9 | |
| USD/CAD | | 133.85 | | 127.7 | 123.15 |
| CA6 | | 74.75 | 77.1 | 78.3 | 81.2 |
| USD/JPY | | 113.85 | 110.64 | 107.21 | 103 |
| JY6 | | 88 | 90.38 | 93.35 | 97.07 |
| DXE | 88.07 | 92.9 | 96.5 | 100.2 | |

Commodities

| Commodity | S1 | Qtrly Pivot | R1 | | |
|---------------|------|-------------|-------|------|-------|
| OIL | 34 | 40.4 | 46.62 | 48.5 | 56.33 |
| Gold | 1175 | 1238 | 1307 | | |
| Copper | 1.9 | 2.125 | 2.21 | 2.33 | 2.77 |

Oil... still has enough juice left in the spreads going out into the fall to keep an upward bias on the Oil into the end of the month.



Sugar..



XME...



General Comments or Valuable Insight

I'd like to see a pullback in the equity indices to relieve the RSI's.
Me thinks everyone is waiting for a Brexit break to buy.

What if it doesn't materialize?

Names like UNH will close on or very near their highs at the end of the qtr.

Utilities took off at the beginning of the month and they haven't backed off either.

We're into the grind phase in the Spu's with commodity and energy names keeping the index from breaking anywhere.

I'm not an advocate of buying strength in here; I'm just hoping the pustule will pop to relieve the pressure allowing another low risk buy.

Keep an eye on GOOGL, for if this catches a bid the Nasd will take off.

It would be nice to get a little wiggle down in the indices to buy the break.

<http://www.whitewavetradingstrategies.com/glossary/>

WhiteWave Trading Strategies
Independent Research from the Pros Pro

We Trade to Make Money

www.whitewavetradingstrategies.com

info@whitewavetradingstrategies.com