



Daily Market Intelligence

Bullish DJI

Bullish Spu's

Bullish Nasd 100..

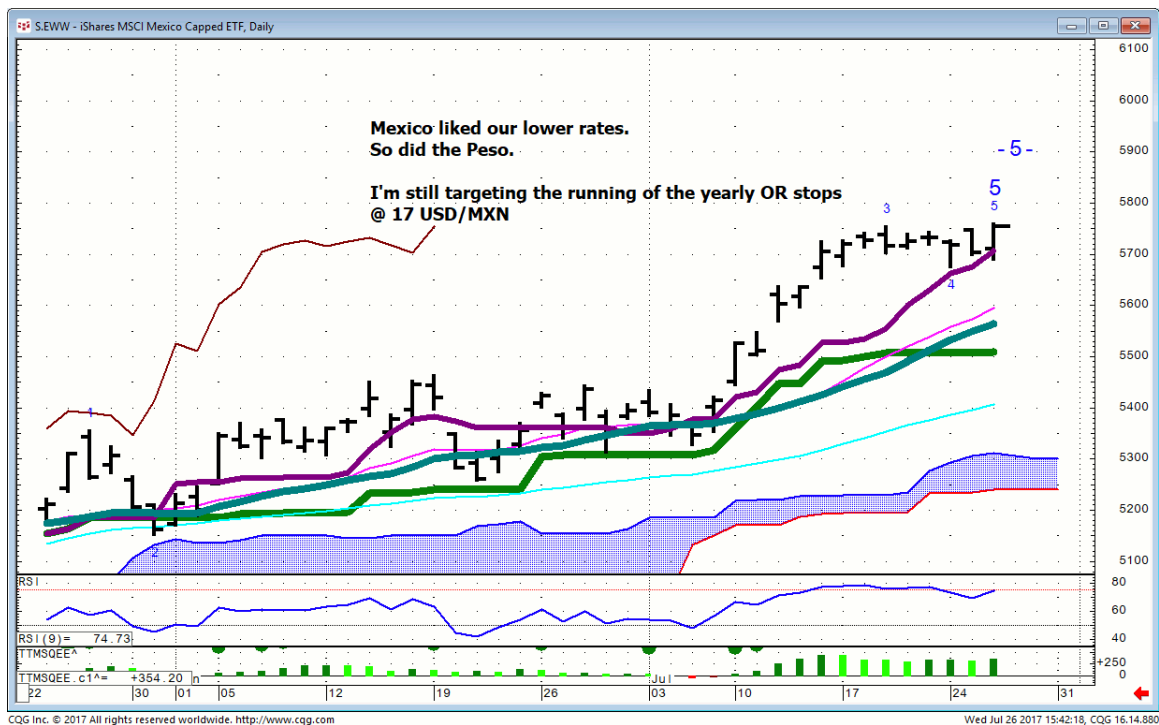
Neutral DAX & Nikkei. Neutral

Neutral All Bond markets

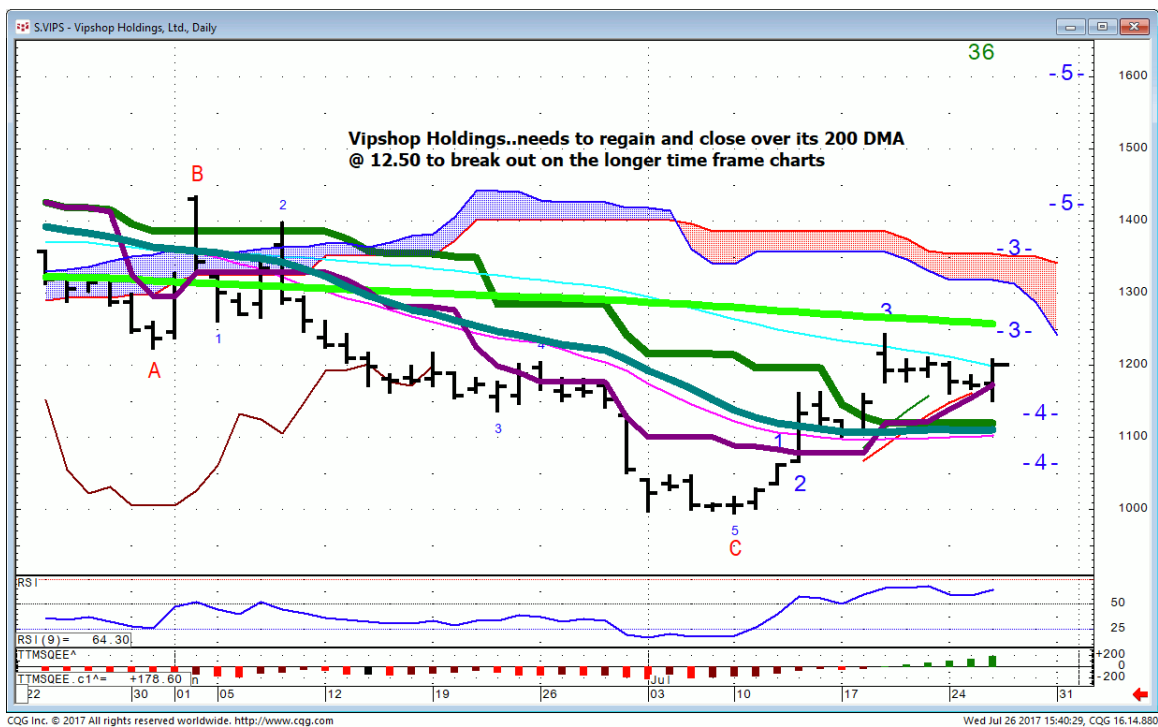
Risk Spreads are Bullish DJI,SPU,NASD

Stocks

EWW



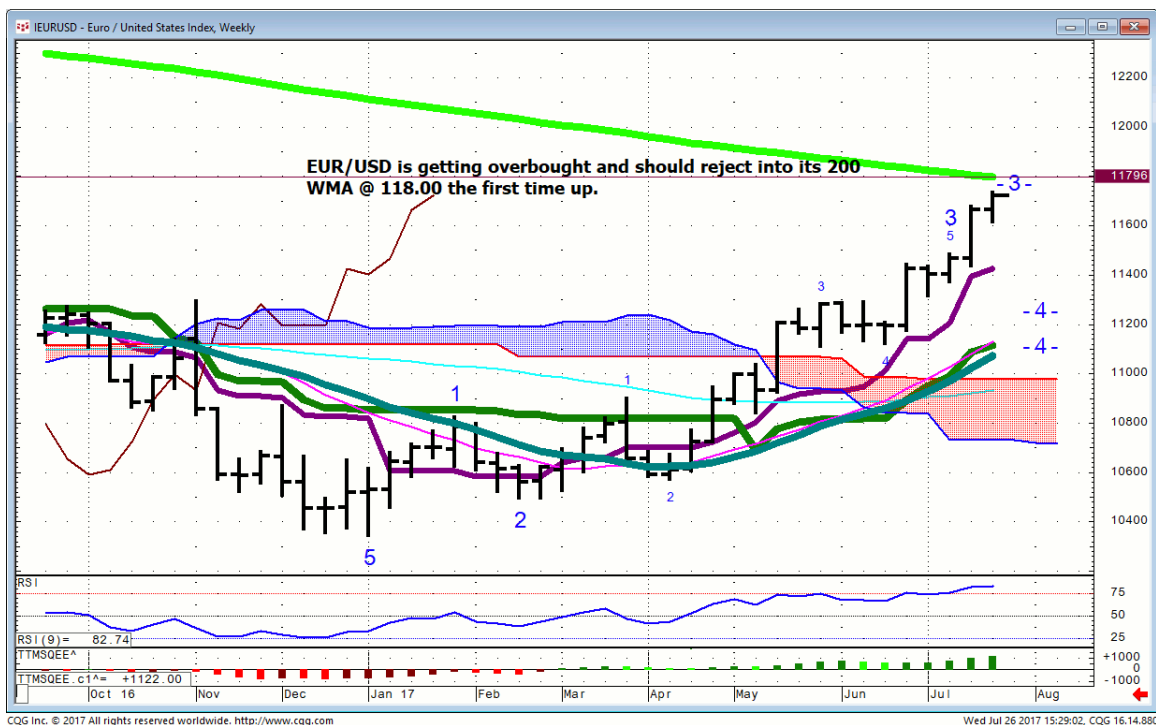
VIPS...



Bonds

FX

EUR/USD...Weekly..118 is a level that I expect will take a little time and a couple of attempts to get through.



AUD/USD...Weekly



Commodities

Oil..25X3 P&F I tried to scrunch this chart. Bottom line, a P&F shows price/ not time. The line goes back 2 years. Do not fade an upside breakout with a weekly ORH working.

Rejecting the line and rolling below the weekly ORH @ 47.55 is needed for a high.

It's a pivotal level. Oil is not going to stay here.



Gold...the individual charts all show different ORH #'s.
This happens in Commodities with different months.
Choose your map.



General Comments or Valuable Insight

**Today OXY was added to the Mix of names we favor.
Long OXY with a 60.85 Stop On Close.**

AMD,NVDA,LRCX,BUD,NFLX et al. are all looking good.

AZO was a bust and now it will likely go without me.

GOOGL held 960.

**The Chinese Internet names all look and act well.
BABA,BIDU,VIPS**

**The goal of the research is to point you in the right
direction. Provide daily low risk opportunity that can
turn into something bigger.**

Charts turn first. Then the Fundamental story follows.

<http://www.whitewavetradingstrategies.com/glossary/>

WhiteWave Trading Strategies
Independent Research from the Pro's Pro

We Trade to Make Money

www.whitewavetradingstrategies.com

info@whitewavetradingstrategies.com